


iQ parts
IQ-PARTS-SHOP.COM

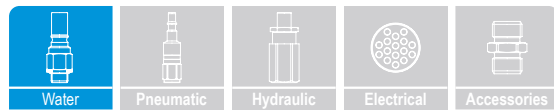


**SPECS &
INFORMATION**



rtc[®]

COUPLING TECHNOLOGY



090

rtc TYPE





European profile

Temperature Range - Temperaturbereich
 -5°C +180°C (+23°F +356°F) FPM (V)

Working Pressure - Betriebsdruck

rtc 090.06 10 bar (145 PSI)
rtc 090.09 15 bar (217 PSI)
rtc 090.13 15 bar (217 PSI)

Flow size - Nennweiten

rtc 090.06 6 mm
rtc 090.09 9 mm
rtc 090.13 13 mm

Standard version - Standardversion

Brass - Messing
 FPM (V) PTFE coated - Viton PTFE beschichtet

Material

Socket Body-	Brass -
Kupplungsgrundkörper	Messing
Sleeve - Hülse	Brass - Messing
Valve - Ventil	Brass - Messing
Springs - Federn	Stainless steel - Edelstahl
Locking Ring - Sprenging	Stainless steel - Edelstahl
Balls - Kugeln	Stainless steel - Edelstahl
Seals - Dichtungen	FPM (V)
Plug - Nippel	Brass - Messing

Options - Optionen

Stainless Steel - Edelstahl
 Safety lock - Sicherheitsentriegelung

Using Area

- On temperature regulation applications with hot or cold water, oil etc
- Injection moulding industries
- On steam line

Anwendungsbereiche

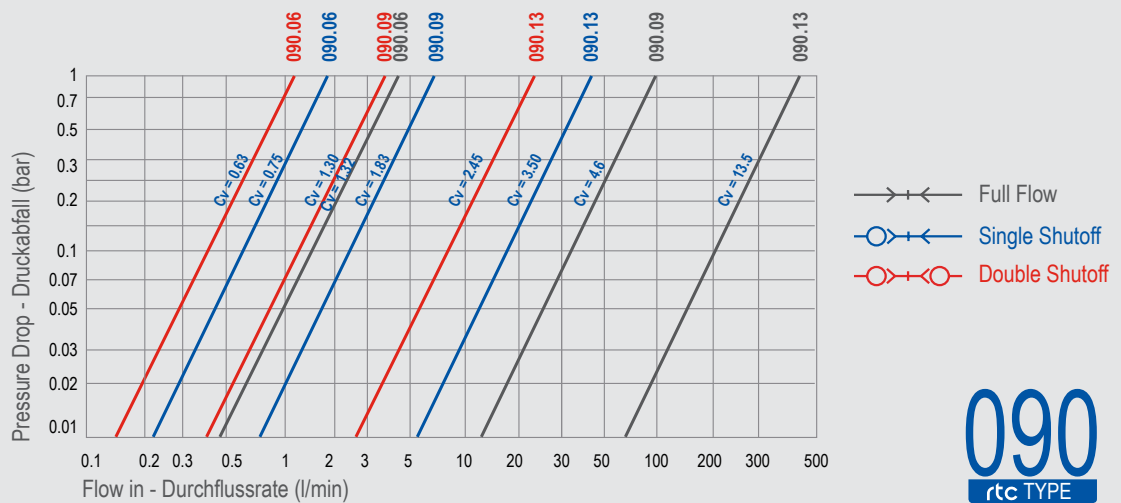
- Werkzeugtemperierung
- Kühlung mit Öl oder Wasser
- Kunststoffindustrie
- Dampfanwendungen



Safety type coupler for disconnect protection
 Sicherheitsfunktion für das ungewollte Trennen

Add "S" to item code / Fügen Sie "S" zur Artikelnummer hinzu

Flow Rate vs Pressure Drop Graph



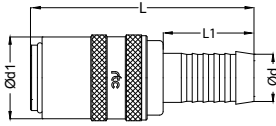
090
 rtc TYPE

TYPE 090

Standard hose tail socket / Kupplung mit gerader Standard - Schlauchtülle

Socket / Kupplung

Size / Größe	Ød	Ød1	L	L1
06	6 mm	17	53	23
	9 mm	17	53	23
	13 mm	17	55	25
09	9 mm	22	58	23
	13 mm	22	62	25
13	16 mm	31	83	25
	19 mm	31	90	32

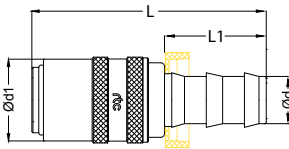


TYPE 090

Push to connect hose tail socket / Kupplung mit gerader Schnellsteck - Schlauchtülle

Socket / Kupplung

Size / Größe	Ød	Ød1	L	L1
06	6 mm	17	49	19
	10 mm	17	55	24
	13 mm	17	59	28
09	10 mm	22	60	24
	13 mm	22	64	28
13	16 mm	31	96	38
	19 mm	31	95	38

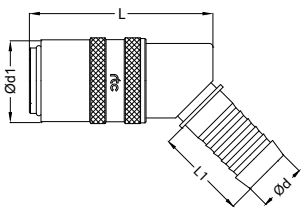


TYPE 090

Standard hose tail socket 45° / Kupplung mit 45° Standard - Schlauchtülle

Socket / Kupplung

Size / Größe	Ød	Ød1	L	L1
06	6 mm	17	42	23
	9 mm	17	42	23
	13 mm	17	42	25
09	9 mm	22	51	23
	13 mm	22	51	25
13	16 mm	31	87	25
	19 mm	31	87	32

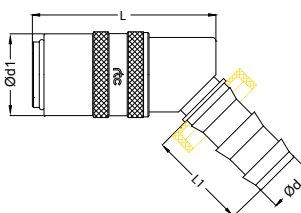


TYPE 090

Push to connect hose tail socket 45° / Kupplung mit 45° Schnellsteck - Schlauchtülle

Socket / Kupplung

Size / Größe	Ød	Ød1	L	L1
06	6 mm	17	42	19
	10 mm	17	42	24
	13 mm	17	42	28
09	10 mm	22	51	24
	13 mm	22	51	28
13	16 mm	31	87	38
	19 mm	31	87	38





info@iq-parts.nl
Harsweg 34A
2461 EZ Ter Aar
T +31 252 624 126
The Netherlands