


iQ parts
IQ-PARTS-SHOP.COM




**SPECS &
INFORMATION**



- 1 Form-fit, adjustable band**
- 2 Reinforced band ends**
 - strengthen the band; prevent retaining sections from tearing or becoming loose during exposure to extremely high mechanical loads
- 3 Can be supplied with rubber profile as an option**
 - improved form closure between clip and clamping fixture
 - damping

Pipe retaining clips in accordance with DIN 3016

NORMAFIX® RS/RSGU pipe retaining clips are suitable for all kinds of fastening and retaining applications: pipes, cables, cable harnesses, cable protection pipes, hoses and other lines.



Advantages at a glance

- ✓ Easy installation and secure fastening
- ✓ Reinforced band ends for extremely high mechanical loads
- ✓ Rubber profile protects against vibrations and creeping water, is sound-absorbent and protects against contact corrosion

Applications

- Machine building
- White goods
- Chemical industry
- Irrigation systems
- Ship manufacturing
- Food and beverage industry
- Railway industry
- Agricultural machines
- Building machines
- Engine manufacturing
- Pump and filter
- Mining industry

Materials

W1	W2	W3	W4	W5
x		x*	x*	x

*W3 and W4 on request

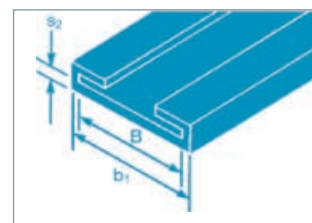
Bolts

The scope of delivery does not include bolts or nuts.
 We recommend:
 For NORMAFIX® RSGU with 12 mm band width: M5 bolt
 For NORMAFIX® RSGU with 15 mm band width: M6 bolt
 For NORMAFIX® RSGU with 20 mm band width: M8 bolt

Rubber profile

Material properties of EPDM rubber profile		
Tensile strength [N/mm ²]		Min. 8
Elongation at break [%]		350
Shore hardness A		70 ± 5
Temperature [°C]		-40 to +120
Resistance to:	Weather/Ozone	Very good
	Aging/UV	Very good
	Fuel storage	Not suitable
	Storage in oils and greases	Not suitable
	Alcohols	Good
	Acids	Good
	Alkalis	Good

Silicone rubber profile also available on request.



B = band width of clip

b₁ = width in mm

s₂ = material thickness in mm

Technical data & Ordering information

NORMAFIX® RSGU 1								
Band width in mm	Designation	Clamping ranges		h1 ~ in mm	b1 in mm	s2 in mm	W1 Product No.	W5 Product No.
		in mm	in inches					
12	RSGU1. 6/12	6	1/4"	8.0+	15.0	1.2	0941 8912 006	0941 7712 006
	RSGU1. 8/12	8	5/16"	8.0+	15.0	1.2	0941 8912 008	0941 7712 008
	RSGU1. 10/12	10	3/8"	8.0+	15.0	1.2	0941 8912 010	0941 7712 010
	RSGU1. 12/12	12	1/2"	8.0+	15.0	1.2	0941 8912 012	0941 7712 012
	RSGU1. 13/12	13	1/2"	8.0+	15.0	1.2	0941 8912 013	0941 7712 013
	RSGU1. 14/12	14	9/16"	8.0+	15.0	1.2	0941 8912 014	0941 7712 014
	RSGU1. 15/12	15	5/8"	8.0+	15.0	1.2	0941 8912 015	0941 7712 015
	RSGU1. 16/12	16	5/8"	8.0+	15.0	1.2	0941 8912 016	0941 7712 016
	RSGU1. 18/12	18	3/4"	8.0+	15.0	1.2	0941 8912 018	0941 7712 018
	RSGU1. 19/12	19	3/4"	8.0+	15.0	1.2	0941 8912 019	0941 7712 019
	RSGU1. 20/12	20	13/16"	8.0+	15.0	1.2	0941 8912 020	0941 7712 020
	RSGU1. 21/12	21	13/16"	8.0+	15.0	1.2	0941 8912 021	0941 7712 021
RSGU1. 22/12	22	7/8"	8.0+	15.0	1.2	0941 8912 022	0941 7712 022	
15	RSGU1. 6/15	6	1/4"	11.2+	18.5	1.5	0941 8915 006	0941 7715 006
	RSGU1. 8/15	8	5/16"	11.2+	18.5	1.5	0941 8915 008	0941 7715 008
	RSGU1. 10/15	10	3/8"	11.2+	18.5	1.5	0941 8915 010	0941 7715 010
	RSGU1. 12/15	12	1/2"	11.2+	18.5	1.5	0941 8915 012	0941 7715 012
	RSGU1. 13/15	13	1/2"	11.2+	18.5	1.5	0941 8915 013	0941 7715 013
	RSGU1. 14/15	14	9/16"	11.2+	18.5	1.5	0941 8915 014	0941 7715 014
	RSGU1. 15/15	15	5/8"	11.2+	18.5	1.5	0941 8915 015	0941 7715 015
	RSGU1. 16/15	16	5/8"	11.2+	18.5	1.5	0941 8915 016	0941 7715 016
	RSGU1. 18/15	18	3/4"	11.2+	18.5	1.5	0941 8915 018	0941 7715 018
	RSGU1. 19/15	19	3/4"	11.2+	18.5	1.5	0941 8915 019	0941 7715 019
	RSGU1. 20/15	20	13/16"	11.2+	18.5	1.5	0941 8915 020	0941 7715 020
	RSGU1. 21/15	21	13/16"	11.2+	18.5	1.5	0941 8915 021	0941 7715 021
	RSGU1. 22/15	22	7/8"	11.2+	18.5	1.5	0941 8915 022	0941 7715 022
	RSGU1. 23/15	23	7/8"	11.2+	18.5	1.5	0941 8915 023	0941 7715 023
	RSGU1. 25/15	25	1"	11.2+	18.5	1.5	0941 8915 025	0941 7715 025
	RSGU1. 26/15	26	11/16"	11.2+	18.5	1.5	0941 8915 026	0941 7715 026
	RSGU1. 28/15	28	11/8"	11.2+	18.5	1.5	0941 8915 028	0941 7715 028
	RSGU1. 30/15	30	13/16"	11.2+	18.5	1.5	0941 8915 030	0941 7715 030
RSGU1. 32/15	32	11/4"	11.2+	18.5	1.5	0941 8915 032	0941 7715 032	
RSGU1. 34/15	34	15/16"	11.2+	18.5	1.5	0941 8915 034	0941 7715 034	
RSGU1. 35/15	35	13/8"	11.2+	18.5	1.5	0941 8915 035	0941 7715 035	
20	RSGU1. 10/20	10	3/8"	14.5+	25.0	2.0	0941 8920 010	0941 7720 010
	RSGU1. 12/20	12	1/2"	14.5+	25.0	2.0	0941 8920 012	0941 7720 012
	RSGU1. 13/20	13	1/2"	14.5+	25.0	2.0	0941 8920 013	0941 7720 013
	RSGU1. 14/20	14	9/16"	14.5+	25.0	2.0	0941 8920 014	0941 7720 014
	RSGU1. 15/20	15	5/8"	14.5+	25.0	2.0	0941 8920 015	0941 7720 015
	RSGU1. 16/20	16	5/8"	14.5+	25.0	2.0	0941 8920 016	0941 7720 016
	RSGU1. 18/20	18	3/4"	14.5+	25.0	2.0	0941 8920 018	0941 7720 018
	RSGU1. 19/20	19	3/4"	14.5+	25.0	2.0	0941 8920 019	0941 7720 019
	RSGU1. 20/20	20	13/16"	14.5+	25.0	2.0	0941 8920 020	0941 7720 020
	RSGU1. 22/20	22	7/8"	14.5+	25.0	2.0	0941 8920 022	0941 7720 022
	RSGU1. 23/20	23	7/8"	14.5+	25.0	2.0	0941 8920 023	0941 7720 023
	RSGU1. 24/20	24	15/16"	14.5+	25.0	2.0	0941 8920 024	0941 7720 024
	RSGU1. 25/20	25	1"	14.5+	25.0	2.0	0941 8920 025	0941 7720 025
	RSGU1. 28/20	28	11/8"	14.5+	25.0	2.0	0941 8920 028	0941 7720 028
	RSGU1. 30/20	30	13/16"	14.5+	25.0	2.0	0941 8920 030	0941 7720 030
	RSGU1. 32/20	32	11/4"	14.5+	25.0	2.0	0941 8920 032	0941 7720 032
	RSGU1. 34/20	34	15/16"	14.5+	25.0	2.0	0941 8920 034	0941 7720 034
	RSGU1. 35/20	35	13/8"	14.5+	25.0	2.0	0941 8920 035	0941 7720 035
RSGU1. 36/20	36	17/16"	14.5+	25.0	2.0	0941 8920 036	0941 7720 036	
RSGU1. 38/20	38	11/2"	14.5+	25.0	2.0	0941 8920 038	0941 7720 038	
RSGU1. 40/20	40	19/16"	14.5+	25.0	2.0	0941 8920 040	0941 7720 040	

Band width 9 mm and 25 mm available as standard

Additional diameters available on request

Alternative rubber profiles (e.g. silicone) available on request

RS/RSGU – VERSIONS

RSGU 0



NORMAFIX® RSGU 0					
Band width in mm	Min. Clamping range (mm)	Rubber Sleeve			
		Width (mm)	Thickness (mm)	EPDM	Silicone
9	4	12.5	1.0	•	–
12	4	15.0	1.2	•	•
15	5	18.5	1.5	•	•
20	10	25.0	2.0	•	•
25	15	31.0	3.0	•	•

Available on request

RSGU 2



NORMAFIX® RSGU 2					
Band width in mm	Min. Clamping range (mm)	Rubber Sleeve			
		Width (mm)	Thickness (mm)	EPDM	Silicone
9	4	12.5	1.0	•	–
12	4	15.0	1.2	•	•
15	5	18.5	1.5	•	•
20	10	25.0	2.0	•	•
25	15	31.0	3.0	•	•

Available on request

RSGUV 1



The NORMAFIX® RSGUV 1 can be pre-positioned on the hose. The locking device keeps the RSGUV 1 safely in place if it needs to be stocked or transported prior to its final assembly.

Available in band widths of 15 and 20 mm, in the same dimensions as our RSGU 1. This system can only be fixed by using a special tool.

Advantages at a glance

- Safe pre-assembly on the hose
- No unintentional opening of the clamp during handling or transportation

Materials

W1, W3, W4, W5

RS 1



NORMAFIX® RS 1									
Band width in mm	Designation	Clamping ranges		d in mm	h1 ~ in mm	l in mm	s in mm	W1 Product No.	W5 Product No.
		in mm	in inches						
12	RS 1. 6/12	6	1/4"	5.3 (M5)	6.8+	5.0	0.5	0411 8912 006	0411 7712 006
	RS 1. 8/12	8	5/16"	5.3 (M5)	6.8+	5.0	0.5	0411 8912 008	0411 7712 008
	RS 1. 10/12	10	3/8"	5.3 (M5)	6.8+	5.0	0.5	0411 8912 010	0411 7712 010
	RS 1. 12/12	12	1/2"	5.3 (M5)	6.8+	5.0	0.5	0411 8912 012	0411 7712 012
	RS 1. 13/12	13	1/2"	5.3 (M5)	6.8+	5.0	0.5	0411 8912 013	0411 7712 013
	RS 1. 14/12	14	9/16"	5.3 (M5)	6.8+	5.0	0.5	0411 8912 014	0411 7712 014
	RS 1. 15/12	15	5/8"	5.3 (M5)	6.8+	5.0	0.5	0411 8912 015	0411 7712 015
	RS 1. 16/12	16	5/8"	5.3 (M5)	6.8+	5.0	0.5	0411 8912 016	0411 7712 016
	RS 1. 18/12	18	3/4"	5.3 (M5)	6.8+	5.0	0.5	0411 8912 018	0411 7712 018
	RS 1. 19/12	19	3/4"	5.3 (M5)	6.8+	5.0	0.5	0411 8912 019	0411 7712 019
	RS 1. 20/12	20	13/16"	5.3 (M5)	6.8+	5.0	0.5	0411 8912 020	0411 7712 020
	RS 1. 21/12	21	13/16"	5.3 (M5)	6.8+	5.0	0.5	0411 8912 021	0411 7712 021
RS 1. 22/12	22	7/8"	5.3 (M5)	6.8+	5.0	0.5	0411 8912 022	0411 7712 022	
15	RS 1. 6/15	6	1/4"	6.4 (M6)	9.7+	6.0	0.6	0411 8915 006	0411 7715 006
	RS 1. 8/15	8	5/16"	6.4 (M6)	9.7+	6.0	0.6	0411 8915 008	0411 7715 008
	RS 1. 10/15	10	3/8"	6.4 (M6)	9.7+	6.0	0.6	0411 8915 010	0411 7715 010
	RS 1. 12/15	12	1/2"	6.4 (M6)	9.7+	6.0	0.6	0411 8915 012	0411 7715 012
	RS 1. 13/15	13	1/2"	6.4 (M6)	9.7+	6.0	0.6	0411 8915 013	0411 7715 013
	RS 1. 14/15	14	9/16"	6.4 (M6)	9.7+	6.0	0.8	0411 8915 014	0411 7715 014
	RS 1. 15/15	15	5/8"	6.4 (M6)	9.7+	6.0	0.8	0411 8915 015	0411 7715 015
	RS 1. 16/15	16	5/8"	6.4 (M6)	9.7+	6.0	0.8	0411 8915 016	0411 7715 016
	RS 1. 18/15	18	3/4"	6.4 (M6)	9.7+	6.0	0.8	0411 8915 018	0411 7715 018
	RS 1. 19/15	19	3/4"	6.4 (M6)	9.7+	6.0	0.8	0411 8915 019	0411 7715 019
	RS 1. 20/15	20	13/16"	6.4 (M6)	9.7+	6.0	0.8	0411 8915 020	0411 7715 020
	RS 1. 21/15	21	13/16"	6.4 (M6)	9.7+	6.0	0.8	0411 8915 021	0411 7715 021
	RS 1. 22/15	22	7/8"	6.4 (M6)	9.7+	6.0	0.8	0411 8915 022	0411 7715 022
	RS 1. 23/15	23	7/8"	6.4 (M6)	9.7+	6.0	0.8	0411 8915 023	0411 7715 023
	RS 1. 25/15	25	1"	6.4 (M6)	9.7+	6.0	0.8	0411 8915 025	0411 7715 025
	RS 1. 26/15	26	11/16"	6.4 (M6)	9.7+	6.0	0.8	0411 8915 026	0411 7715 026
	RS 1. 28/15	28	11/8"	6.4 (M6)	9.7+	6.0	0.8	0411 8915 028	0411 7715 028
	RS 1. 30/15	30	13/16"	6.4 (M6)	9.7+	6.0	0.8	0411 8915 030	0411 7715 030
RS 1. 32/15	32	11/4"	6.4 (M6)	9.7+	6.0	0.8	0411 8915 032	0411 7715 032	
RS 1. 34/15	34	15/16"	6.4 (M6)	9.7+	6.0	0.8	0411 8915 034	0411 7715 034	
RS 1. 35/15	35	13/8"	6.4 (M6)	9.7+	6.0	0.8	0411 8915 035	0411 7715 035	
20	RS 1. 10/20	10	3/8"	8.4 (M8)	12.5+	8.5	0.8	0411 8920 010	0411 7720 010
	RS 1. 12/20	12	1/2"	8.4 (M8)	12.5+	8.5	0.8	0411 8920 012	0411 7720 012
	RS 1. 13/20	13	1/2"	8.4 (M8)	12.5+	8.5	0.8	0411 8920 013	0411 7720 013
	RS 1. 14/20	14	9/16"	8.4 (M8)	12.5+	8.5	0.8	0411 8920 014	0411 7720 014
	RS 1. 15/20	15	5/8"	8.4 (M8)	12.5+	8.5	0.8	0411 8920 015	0411 7720 015
	RS 1. 16/20	16	5/8"	8.4 (M8)	12.5+	8.5	0.8	0411 8920 016	0411 7720 016
	RS 1. 18/20	18	3/4"	8.4 (M8)	12.5+	8.5	0.8	0411 8920 018	0411 7720 018
	RS 1. 19/20	19	3/4"	8.4 (M8)	12.5+	8.5	0.8	0411 8920 019	0411 7720 019
	RS 1. 20/20	20	13/16"	8.4 (M8)	12.5+	8.5	0.8	0411 8920 020	0411 7720 020
	RS 1. 22/20	22	7/8"	8.4 (M8)	12.5+	8.5	0.8	0411 8920 022	0411 7720 022
	RS 1. 23/20	23	7/8"	8.4 (M8)	12.5+	8.5	0.8	0411 8920 023	0411 7720 023
	RS 1. 24/20	24	15/16"	8.4 (M8)	12.5+	8.5	0.8	0411 8920 024	0411 7720 024
	RS 1. 25/20	25	1"	8.4 (M8)	12.5+	8.5	0.8	0411 8920 025	0411 7720 025
	RS 1. 28/20	28	11/8"	8.4 (M8)	12.5+	8.5	0.8	0411 8920 028	0411 7720 028
	RS 1. 30/20	30	13/16"	8.4 (M8)	12.5+	8.5	1.0	0411 8920 030	0411 7720 030
	RS 1. 32/20	32	11/4"	8.4 (M8)	12.5+	8.5	1.0	0411 8920 032	0411 7720 032
	RS 1. 34/20	34	15/16"	8.4 (M8)	12.5+	8.5	1.0	0411 8920 034	0411 7720 034
	RS 1. 35/20	35	13/8"	8.4 (M8)	12.5+	8.5	1.0	0411 8920 035	0411 7720 035
RS 1. 36/20	36	17/16"	8.4 (M8)	12.5+	8.5	1.0	0411 8920 036	0411 7720 036	
RS 1. 38/20	38	11/2"	8.4 (M8)	12.5+	8.5	1.0	0411 8920 038	0411 7720 038	
RS 1. 40/20	40	19/16"	8.4 (M8)	12.5+	8.5	1.0	0411 8920 040	0411 7720 040	

Band width 9 mm and 25 mm available as standard
Additional diameters available on request



RS/RSGU - VERSIONS

RS 0



NORMAFIX® RS 0				
Band width in mm	Min. Clamping range (mm)	Thickness (mm)		
		W1	W3	W5
9	5	0.4	0.4	0.4
12	5	0.5	0.5	0.5
15	8	... ø 14 = 0.6 from ø 15 = 0.8	0.6	0.6
20	15	... ø 25 = 0.8 from ø 26 = 1.0	0.8	0.8
25	20	... ø 49 = 1.0 from ø 50 = 1.25	1.0	1.0

Available on request

RS 2



NORMAFIX® RS 2				
Band width in mm	Min. Clamping range (mm)	Thickness (mm)		
		W1	W3	W5
9	5	0.4	0.4	0.4
12	5	0.5	0.5	0.5
15	8	... ø 14 = 0.6 from ø 15 = 0.8	0.6	0.6
20	15	... ø 25 = 0.8 from ø 26 = 1.0	0.8	0.8
25	20	... ø 49 = 1.0 from ø 50 = 1.25	1.0	1.0

Available on request

RSV 1



The NORMAFIX® RSV 1 can be pre-positioned on the hose. The locking device keeps the RSV 1 safely in place if it needs to be stocked or transported prior to its final assembly.

Available in band widths of 15 and 20 mm, in the same dimensions as our RS 1. This system can only be fixed by using a special tool.

Advantages at a glance

- Safe pre-assembly on the hose
- No unintentional opening of the clamp during handling or transportation

Materials

W1, W3, W4, W5



info@iq-parts.nl
Harsweg 34A
2461 EZ Ter Aar
T +31 252 624 126
The Netherlands