

iQ parts
IQ-PARTS-SHOP.COM

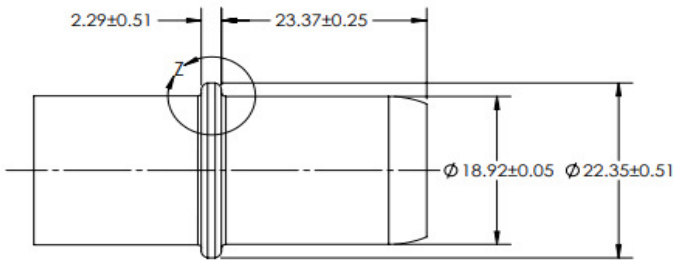
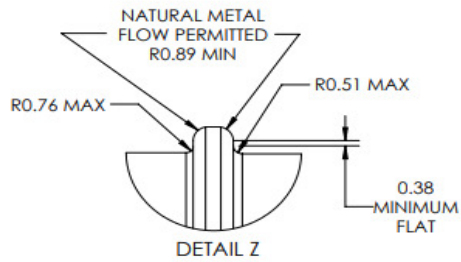


**SPECS &
INFORMATION**

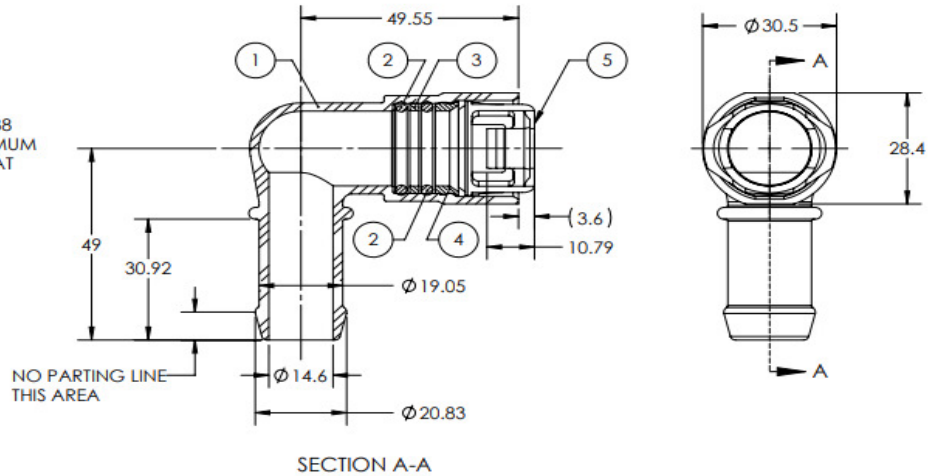
QUOTATION DRAWING



| ITEM-NO. | QTY. | PART-NAME | MATERIAL | MATERIAL-SPEC. | SURFACE |
|----------|------|--------------------------|-----------|---|---------|
| 1 | 1 | HOUSING | PA66-GF30 | ASTM D6779 PA012G30 | BLACK |
| 2 | 2 | O-RING | EPDM | SAE J200 M3DA710 A26 B36 C32 EA14 F19 Z1 Z2 Z3 Z1: PEROXIDE CURED EPDM Z2: DUROMETER SHORE A 60-75 Z3: INTERNALLY LUBRICATED | BLACK |
| 3 | 1 | SPACER | PA612 | ASTM D6779 PA0520 B43110 | NATURAL |
| 4 | 1 | 3/4 FLARED OUTER BUSHING | PA66-GF30 | ASTM D6779-PA012G30 | BLACK |
| 5 | 1 | 3/4 PLASTIC RETAINER | PA612 | ASTM D6779 PA0520 B43110 | NATURAL |



3/4" CONNECTING SPIGOT
ACCORDING TO ENG21509



NOTES:

- LUBRICATE O-RINGS PRIOR TO ASSEMBLY WITH ENGINEERING APPROVED LUBRICANT
- ASSEMBLY PLANT INSTRUCTIONS MUST SPECIFY:
 - INSERT TUBE INTO CONNECTOR UNTIL AN AUDIBLE CLICK IS HEARD AND/OR RESISTANCE TO FURTHER INSERTION SIGNIFICANTLY INCREASES
 - PULL BACK ON THE TUBE IN THE OPPOSITE DIRECTION OF INSERTION WITH A MINIMUM OF 67N FORCE TO ENSURE THE TUBE IS PROPERLY LATCHED
- MATERIAL CONTROL PER GMW 3059 OR WSS-M99P23-C1
- UNLESS OTHERWISE SPECIFIED: ±0.25mm, ANGULAR ±2°

SC DENOTES KEY CHARACTERISTIC. IDENTIFIES THOSE ITEMS FOR WHICH DEFINED PROCESS CONTROLS ARE MANDATORY. REFERENCE AIAG STATISTICAL PROCESS CONTROL MANUAL.

| INDEX PART | DWG | QTY | REVISION SUMMARY | CHANGE-NO | DATE | DRAWN | CHECKED |
|------------|-----|-----|---|-----------|------------|-------------|----------|
| - | C | - | ADDED NOTE 4; REMOVED LOCAL-NO. BLOCK | 7624 | 2020-09-25 | Z.MOULVI | J.BURDEN |
| - | B | - | MATERIAL SPEC UPDATED, CONNECTING SPIGOT VIEWS WERE ADDED. | 7624 | 2020-09-09 | A.TIKAMBARE | J.BURDEN |
| - | A | - | UPDATED TO NORMA, LATEST DRAWING STANDARDS; REVISED NOTES; REVISED BOM. | 3823 | 2019-07-17 | E.ROOME | J.BURDEN |

| | | |
|-----------------------------|--|--|
| 3rd ANGLE PROJECTION | ACCORDING TO: ASME Y14.5-2009 | DESCRIPTION: |
| SCALE: 1:1 | DATE: 2014-10-28 | SAE QUICK CONNECT Ø3/4 X 90° Ø3/4 HOSE BARB NO RELEASE TABS |
| DRAWN: D.FANSLER | CHECKED: 2014-10-28 | |
| CHECKED: J.BURDEN | | |
| PROJECT-NO: 5092 | NORMA MICHIGAN, INC. 2430 EAST WALTON BLVD. AUBURN HILLS, MI 48326 | CUSTOMER: |
| CAD-SYSTEM SolidWorks | (C) COPYRIGHT NORMA GROUP DIN ISO 15016 | CUSTOMER-NO: |
| DRAWING-NAME: 07888044019_Q | | NORMA-NO: 0788 8044 019 |

| | | | | |
|------|-----------|------|--------|-------|
| PART | INDEX DWG | TYPE | FORMAT | SHEET |
| - | C | Q | A3 | 1/1 |



info@iq-parts.nl
Harsweg 34A
2461 EZ Ter Aar
T +31 252 624 126
The Netherlands