

iQparts
IQ-PARTS-SHOP.COM



**SPECS &
INFORMATION**

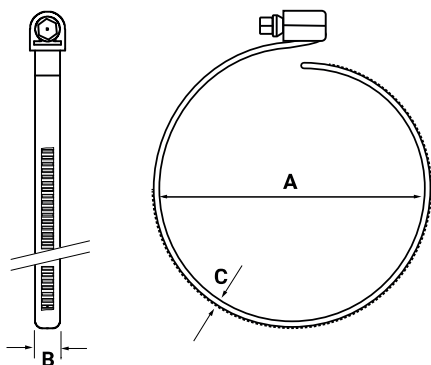



Ezyclamp™

Designed and manufactured by HCL to the highest quality the **Ezyclamp™** is a highly versatile Nylon Worm Drive Hose Clamp. The **Ezyclamp™** is 12.7mm (½”) wide and available in 5 sizes covering a diameter range of 25mm (1”) to 150mm (6”). It is offered in a choice of materials: PA66 (Nylon 6.6.) for standard applications & PA12 (Nylon 12) for niche markets such as 5G telecommunications & Subsea.


Key Features

- No Metal Parts – Non-Corrosive, Non-Magnetic & Non-Conductive
- Made in the United Kingdom
- Safe to fit – no sharp edges
- Choice of Materials – PA66 & PA12
- Excellent resistance to Weathering & UV
- Choice of Wing or 8mm Hex Screw
- No Specialised Tooling Required
- Minimal Leak Path – forms almost Perfect Circle



<div>  Dimensions & Part Numbers </div>						
HCL Part No	Minimum Diameter (A) mm / inch	Maximum Diameter (A) mm / inch	Band Width (B) mm / inch	Band Thickness (C) mm / inch	Screw Type	Max Torque
PWD-13-50-SC-PA66-BK	25.0 / 1.00	50.0 / 2.00	12.7 / 0.50	3.25 / 0.13	8mm Hex	2.0Nm
PWD-13-75-SC-PA66-BK		75.0 / 3.00				
PWD-13-100-SC-PA66-BK		100.0 / 4.00				
PWD-13-125-SC-PA66-BK	50.0 / 2.00	125.0 / 5.00				
PWD-13-150-SC-PA66-BK	75.0 / 3.00	150.0 / 6.00				
PWD-13-50-SC-PA12-BK	25.0 / 1.00	50.0 / 2.00				
PWD-13-75-SC-PA12-BK		75.0 / 3.00				
PWD-13-100-SC-PA12-BK		100.0 / 4.00				
PWD-13-125-SC-PA12-BK	50.0 / 2.00	125.0 / 5.00				
PWD-13-150-SC-PA12-BK	75.0 / 3.00	150.0 / 6.00				

HCL Part No: for Screw Type = PWD-00-00-SC-PA00-BK and for Wing Type = PWD-00-00-WG-PA00-BK.

<div>  Materials </div>				
	PA66		PA12	
Design Life (for outdoor use)	15 Years		20 Years	
Flammability	V-2 UL 94		HB UL94	
Temperature Resistance	Min °C/°F	-40 / -40	Min °C/°F	-40 / -40
	Max °C/°F	150 / 302	Max °C/°F	120 / 248
Continuous Use Temperature	Max °C/°F	125 / 257	Max °C/°F	100 / 212
Installation Temperature	Min °C/°F	-30 / -22	Min °C/°F	-30 / -22
	Max °C/°F	60 / 140	Max °C/°F	60 / 140
Minimum Tensile Strength	lbs	359	lbs	353
	kg	163	kg	160
	N	1600	N	1570
Continuous Load	lbs	20	lbs	20
	kg	9.1	kg	9.1
	N	89	N	89

Ezyclamp™ – Fitting and Installation

Fitting Method 1



Insert Screw into Housing



Push Screw into end of Housing



Wrap around the Hose

or Fitting Method 2



Wrap around Hose



Pull the band tight



Insert Screw into Housing

Tightening Methods



Tighten using Electric Screw Driver



Tighten using Manual 8mm Hex Screw Driver



Tighten by Hand using Wing Type Screw



iq
parts
IQ-PARTS-SHOP.COM

info@iq-parts.nl
Harsweg 34A
2461 EZ Ter Aar
T +31 252 624 126
The Netherlands