

**iQ parts**  
IQ-PARTS-SHOP.COM



**SPECS &  
INFORMATION**




# ICON Coupling®

*Internal pushfit couplings for 4" / 6" pipes*



Simple and  
speedy pushfit  
connection



The Icon Pushfit range consists of six variations designed to provide straight connections to DN100 and DN150 pipes, or to provide adaptor connections when DN100 pipes are connecting to DN150 pipe sizes. Connections can be made to any pipe material via their internal surfaces.

The materials of the components conform to the latest standards for below ground applications, whilst the visual appearance remains minimal when installed making it also ideal for aboveground applications.

## Benefits


- Can be installed in 30 seconds or less
- Quick and easy alternative to standard couplings
- Pushfit connection - no tools required
- Can be removed and re-used
- Watertight connection on any pipe material
- Connects pipes of differing or irregular outside diameters
- No need to expose external surface of pipe
- Pipe stop indicates that the product is properly installed, when it is flush to the pipe end
- Passes pressure tests
- IC150P used on DN150 pipes conforms to shear load performance requirements of EN295

Product Code	Nominal Dia. (mm)	Description
IC95P	100	For connecting two pipes with internal diameters: <b>93mm-98mm</b>
IC95-100P	100	For connecting two pipes with small differences in internal diameters. Internal diameter pipe 1: <b>93mm-98mm</b> Internal diameter pipe 2: <b>99mm-103mm</b>
IC100P	100	For connecting two pipes with internal diameters: <b>99mm-103mm</b>
IC150P	150	For connecting two pipes with internal diameters: <b>148mm-153mm</b>
IC95-150P	100-150	For connecting DN100 pipes to DN150 pipes: Internal diameter DN100 pipe: <b>93mm-98mm</b> Internal diameter DN150 pipe: <b>148mm-153mm</b>
IC100-150P	100-150	For connecting DN100 pipes to DN150 pipes: Internal diameter DN100 pipe: <b>99mm-103mm</b> Internal diameter DN150 pipe: <b>148mm-153mm</b>

## Icon Pushfit Specifications

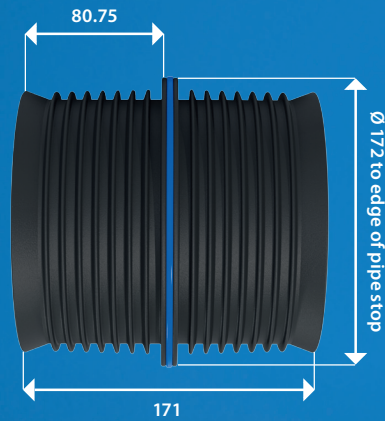
### 4" Inch Straight Connection

(IC95P, IC95-100P, IC100P)




### 6" Inch Straight Connection

(IC150P)



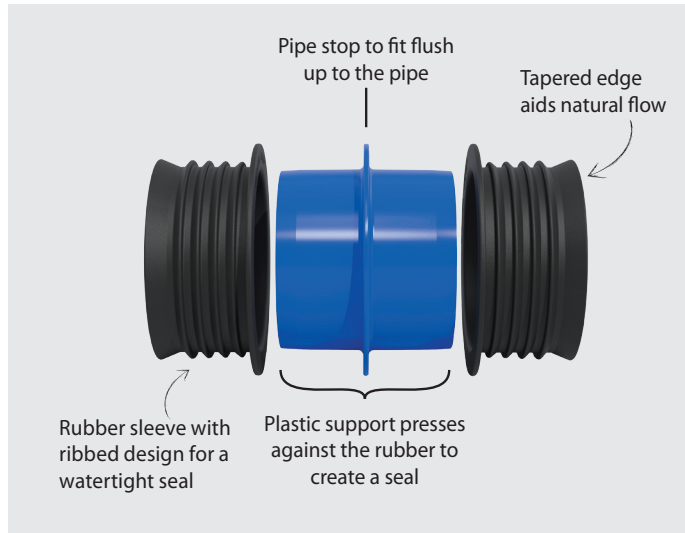
### 4" to 6" Inch Adaptor Connection

(IC95-150P, IC100-150P)



Measurements shown are (mm)

Material	ABS & EPDM Rubber
Pressure Rating	0.5bar
Standards	Conforms to testing requirements of BS EN 295



#### Step 1

Clean the internal surface of the pipe from slurry and debris.



#### Step 2

Push the Icon into pipe 1 up to the product's pipe stop.



#### Step 3

Push pipe 2 onto the opposite end of the Icon.

Ensure that the tapered edge on the rubber sleeve does not fold back when inserting into the pipe.

Note: The lip in the rubber is tapered to eliminate steps in the joint and aid natural flow. Not suitable as a pipe support. Bored reduction has been kept to a minimum and is deemed suitable for drainage applications; the coupling has specific design features that help to keep the joint resilient to the very small increases in internal pressure over the width of the coupling.





info@iq-parts.nl  
Harsweg 34A  
2461 EZ Ter Aar  
T +31 252 624 126  
The Netherlands