

iQparts
IQ-PARTS-SHOP.COM



**SPECS &
INFORMATION**

FFC35 SERIES CONNECTOR



FFC35 Series 1/2" flow couplings feature double the flow of the HFC Series couplings. The FFC Series has a non-valved bore that increases flow and minimizes turbulence. The polysulfone material is able to withstand demanding applications and features physical strength, chemical resistance and autoclavability. An ergonomic design and a large, shrouded thumb latch pad produce a coupling that is easy to grip and simple to operate.

FEATURES


- No valves
- Polysulfone material
- Ergonomic design

BENEFITS

- Exceptional flow
- Physically strong and autoclavable
- Easy to grip, simple to operate

NON-VALVED

CPC's FFC35 Series couplings feature a wide open, straight-thru flow path.



Specifications ● ● ●

PRESSURE:

Vacuum to 125 psi, 8.6 bar

TEMPERATURE:

-40°F to 280°F (-40°C to 138°C)

MATERIALS:

Main components: Polysulfone

Thumb latch: Polysulfone

External spring: 316 stainless steel

O-rings: FDA Buna-N

Panel mount gasket: EPDM

Female GHT gasket: FDA EPDM

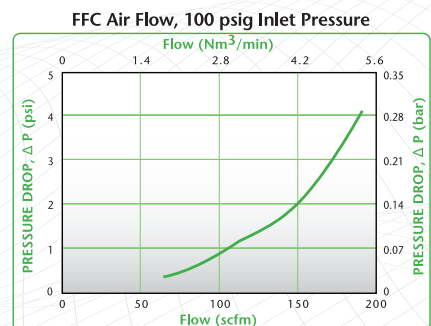
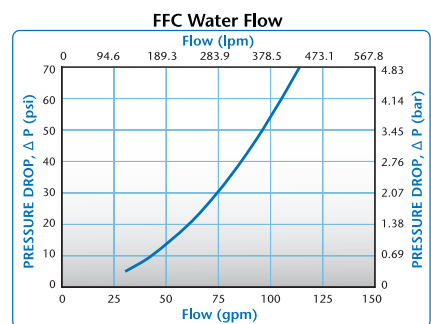
COLOR:

Natural white with dark gray latch

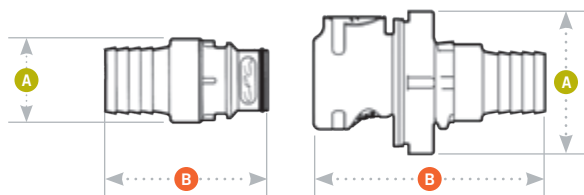
TUBING SIZES: 3/4" ID, 19.0mm ID

WARNING: Pressure, temperature, chemicals, and operating environment can affect the performance of couplings. It is the customer's responsibility to test the suitability of CPC products in their own application conditions. Use the graphs on the following page as a guide.

These graphs are intended to give you a general idea of the performance capabilities of each product line. The shaded area of each graph represents the operating range of the product family, i.e., upper and lower values are shown. Therefore, depending on the exact coupling configurations selected, you can reasonably expect values to fall within the shaded area.



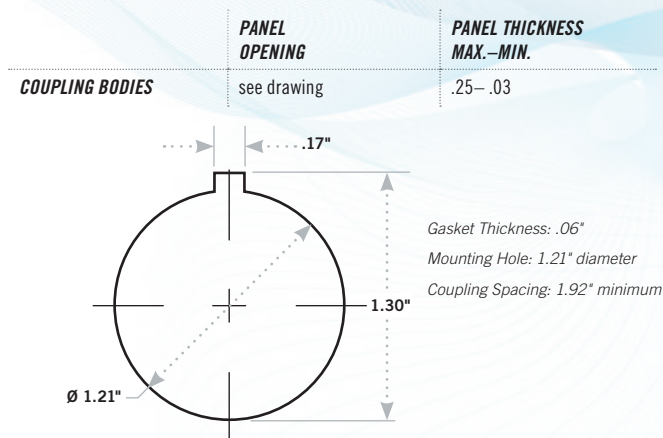
FFC35 DIMENSIONS



A = Height/Diameter

B = Total Length

Panel Dimensions



Coupling Bodies • POLYSULFONE

TERMINATION	TUBING/THREAD SIZE	METRIC EQ.	STRAIGHT THRU	A	B
IN-LINE PIPE THREAD	1/2" NPT		FFC10835	1.44	2.88
	1/2" BSPT		FFC10835BSPT	1.44	2.88
	3/4" NPT		FFC101235	1.44	3.12
	3/4" BSPT		FFC101235BSPT	1.44	3.12
	3/4" GHT		FFC101235GHT	1.44	2.94
IN-LINE PIPE THREAD (FEMALE)	3/4" GHT		FFC191235GHT	1.44	2.70
	3/4" BSPP		FFC191235BSPP	1.44	2.70
BULKHEAD PANEL MOUNT HOSE BARB	3/4" ID	19.0mm ID	FFC161235	1.82	2.94
IN-LINE HOSE BARB	3/4" ID	19.0mm ID	FFC171235	1.44	2.94

Coupling Inserts • POLYSULFONE

All measurements are in inches (millimeters) unless otherwise noted. Tubing must meet stated inside and outside diameters. Couplings are pictured with valves unless otherwise noted.

TERMINATION	TUBING/THREAD SIZE	METRIC EQ.	STRAIGHT THRU	A	B
IN-LINE PIPE THREAD (non-valved shown)	1/2" NPT		FFC24835	1.16	1.95
	1/2" BSPT		FFC24835BSPT	1.16	1.95
	3/4" NPT		FFC241235	1.23	2.14
	3/4" BSPT		FFC241235BSPT	1.23	2.14
	3/4" GHT		FFC241235GHT	1.16	2.01
IN-LINE PIPE THREAD (FEMALE) (non-valved shown)	3/4" GHT		FFC261235GHT	1.37	1.77
	3/4" BSPP		FFC261235BSPP	1.37	1.77
IN-LINE HOSE BARB (non-valved shown)	3/4" ID	19.0mm ID	FFC221235	1.00	2.02

Accessories

DESCRIPTION	MATERIAL	PART NO.
PANEL MOUNT GASKET REPLACEMENT: For sealing panel mount bodies listed above	EPDM	621200
GHT GASKET REPLACEMENT: For sealing female threads	FDA EPDM	2339400



iq
parts
IQ-PARTS-SHOP.COM

info@iq-parts.nl
Harsweg 34A
2461 EZ Ter Aar
T +31 252 624 126
The Netherlands