

iQ parts
IQ-PARTS-SHOP.COM



**SPECS &
INFORMATION**

BLQ2 SERIES CONNECTOR



BLQ2 Series quick disconnect couplings provide ultra-reliable, dripless connections and disconnections that protect valuable electronics. Designed specifically for rack mounted liquid cooling applications, the BLQ2 utilizes patent-pending valve technology that eliminates drips and is able to withstand long-term connection.

FEATURES

- Non-spill design
- Redundant sealing when connected
- Friction-free valve
- Ruggedness
- Axial engagement tolerance

BENEFITS

- Disconnect under pressure with no spills
- Extra protection from leaks
- Valving system designed for extended periods in connected state
- Able to withstand long-term, repeated use
- Valves designed to allow full flow even when not fully engaged

Specifications ● ● ●

PRESSURE:

Vacuum to 200 psi, 13.8 bar

TEMPERATURE:

0°F to 240°F (-17°C to 115°C)

MAXIMUM FLOW AT DISCONNECT:

1.00 gal/min at 0 - 100 psi; .025 gal/min at 101 - 200 psi

MATERIALS:

Main Housing Components:

Chrome-plated brass

Valves: Polysulfone

Valve Springs (wetted): Stainless steel

Seals: EPDM

COLOR: Chrome

THREAD SIZES: 1/4" SAE-4

LUBRICANTS: Krytox® PFPE

SPILLAGE:

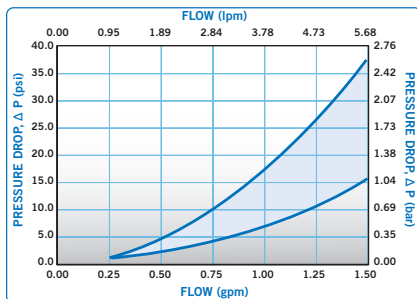
<0.015 cc per disconnect at 0 psi;
<0.063 cc per disconnect at 200 psi

INCLUSION: <0.063 cc per connect

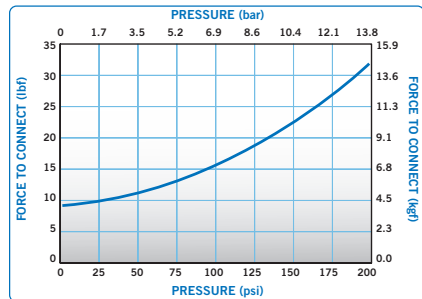
WARNING: Pressure, temperature, chemicals, and operating environment can affect the performance of couplings. It is the customer's responsibility to test the suitability of CPC's products in their own application conditions.

⚠ These graphs are intended to give you a general idea of the performance capabilities of each product line. Contact CPC for flow of a particular coupling combination

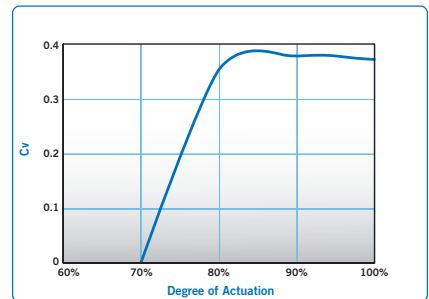
BLQ2 Water Flow



BLQ2 Force to Connect Coupling



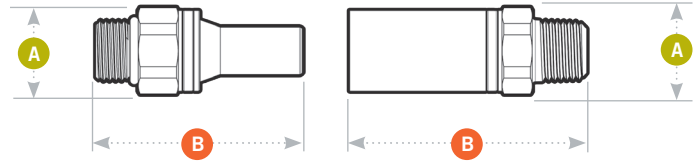
BLQ2 Actuation vs Cv



BLQ2 SERIES CONNECTOR

All measurements are in inches (millimeters) unless otherwise noted. Tubing must meet stated inside and outside diameters.

A = Height/Diameter
B = Total Length



Coupling Bodies • CHROME-PLATED BRASS



TERMINATION
 IN-LINE STRAIGHT
 THREAD PORT SAE

TUBING/THREAD SIZE
 ¼ SAE-4

METRIC EQ.
 SAE 4

SHUTOFF
 BLQ2D3004

A
 0.62

B
 1.310

Coupling Inserts • CHROME-PLATED BRASS



TERMINATION
 IN-LINE STRAIGHT
 THREAD PORT SAE

TUBING/THREAD SIZE
 ¼ SAE-4

METRIC EQ.
 SAE 4

SHUTOFF
 BLQ2D4604

A
 0.620

B
 1.320



info@iq-parts.nl
Harsweg 34A
2461 EZ Ter Aar
T +31 252 624 126
The Netherlands